


***OVERVIEW OF GLOBAL.ME TRAINING***

***FOR TEACHER – INTERNS***

***SPRING EDITION 2010***



**NORDIC-BALTIC  
MOBILITY  
PROGRAMME**

Culture

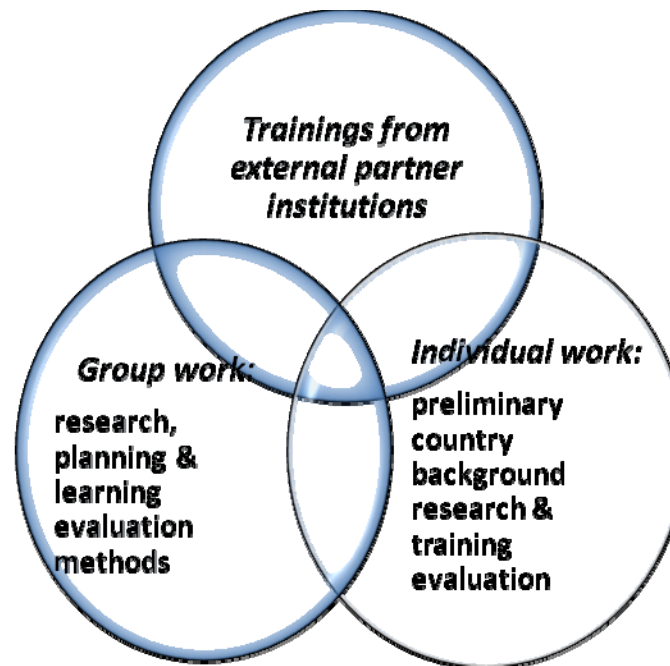
---

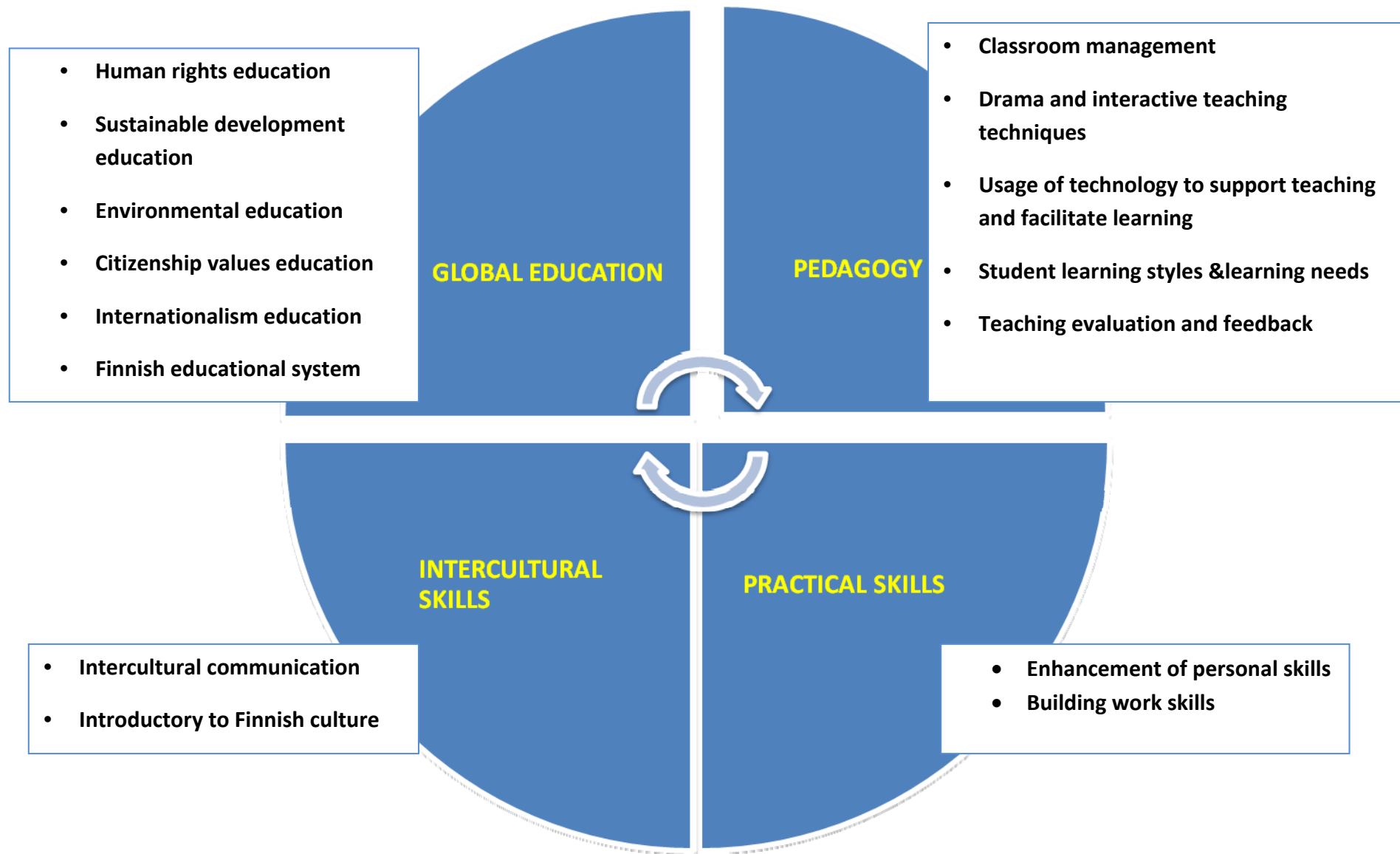
## Global.me 2010 – Supporting youth in the world of global education!

### Training time-line:

11-22.01.2010	23-25.01.2010	26- 30.01.2010
<ul style="list-style-type: none"><li>• <i>Global education training</i></li><li>• <i>Pedagogical training</i></li><li>• <i>Intercultural skills training</i></li></ul>	<ul style="list-style-type: none"><li>• <i>Practical skills training</i></li><li>• <i>Personal and group evaluation</i></li><li>• <i>Selection of the teaching teams</i></li></ul>	<ul style="list-style-type: none"><li>• <i>Lesson planning in selected teams</i></li><li>• <i>Organization of teaching material</i></li><li>• <i>Training feedback</i></li></ul>

### Training Methods:





**Global.me 2010 – Supporting youth in the world of global education!**

**Training assessment:**

<b>Training Objectives</b>	<i>Emphasis on the external training</i>	<i>Emphasis on group work</i>	<i>Emphasis on personal work &amp; research</i>
Understanding, using and expand global education knowledge.	•		
Develop researching, investigating, analysis and problem-solving skills		•	
Develop classroom management skills and understanding of students' learning needs	•	•	•
Establish relations between the topics trained		•	•
Developing teaching techniques and agreeing upon the course goals and evaluation.		•	
Understanding the student learning styles and developing drama teaching skills.	•	•	•
Speaking and presenting to groups.	•		
Helping and coaching other trainees regarding his (her) country background & working experience		•	•
Develop usage understanding of the learning platform to support students' virtual learning	•		
Develop understanding about the usage of technology to support teaching and facilitate the learning process	•		
Understanding cultural difference and difference in working personality	•	•	•
Develop understanding and usage of teaching evaluation and lesson feedback tools	•		
Understanding the Finnish educational system and start to develop understanding towards the Finnish culture and language	•		
Stimulate visioning, creativity, exchange of ideas and knowledge and teamspirit		•	•

**Global.me 2010 – Supporting youth in the world of global education!**

Develop time-management , planning , organization and leadership skills	•	•	•
Develop appreciation of social , cultural, responsibility and ethical considerations.	•	•	•
Stimulate group and personal work		•	•
Stimulate critical thinking and personal research		•	•
<b><u>Expected behaviour and working style</u></b>			
Striving for personal development			•
Taking personal responsibility to resolve problems, even those not of my own making			•
Understanding and respecting other trainees' culture			•
Developing research and intercultural communication skills			•
Bring a positive team work contribution			•
Personal planning on how to achieve his (her) teaching work and personal goals			•
Managing stress and conflict situation			•
Develop interest in restructuring and organizing the received training material			•
Develop interest in further research			•
Develop interest in personal and group evaluation			•
Usage of integrity and ethics in his (her) work			•

**Global.me 2010 – Supporting youth in the world of global education!**

**Training areas:**

TYPES:	TOPICS:	CATEGORIES:
<b>GLOBAL EDUCATION</b>	▪ <b>HUMAN RIGHTS</b>	<ul style="list-style-type: none"> <li>○ <i>Children Rights &amp; child labour</i></li> <li>○ <i>Immigrant &amp; refugees issues</i></li> <li>○ <i>Human trafficking &amp; prostitution</i></li> <li>○ <i>Media &amp; citizenship values</i></li> </ul>
	▪ <b>SUSTAINABLE DEVELOPMENT</b>	○ <i>UN Millennium Development Goals</i>
		○ <i>Sustainable development</i>
		○ <i>Renewable sources of energy</i>
		○ <i>Environmental issues</i>
	▪ <b>CITIZENSHIP</b>	○ <i>Corporate social responsibility</i>
		○ <i>Consumerist values and poverty</i>
		○ <i>Global Culture of Violence</i>
	▪ <b>INTERNATIONALISM</b>	○ <i>International communication</i>
		○ <i>Racism, ethnical &amp; religious difference</i>
		○ <i>International cooperation</i>
	<b>INTERCULTURAL SKILLS</b>	▪ <b>INTERCULTURAL COMMUNICATION</b>
○ <i>Cultural values, clashes &amp; identity</i>		
▪ <b>INTRODUCTORY TO FINNISH CULTURE</b>		○ <i>Finnish History &amp; society</i>
		○ <i>Finish customs values &amp; identity</i>
		○ <i>Finnish Language</i>

<b>PEDAGOGY</b>	<ul style="list-style-type: none"> <li>▪ <b>CLASSROOM MANAGEMENT</b></li> </ul>	<ul style="list-style-type: none"> <li>○ <i>Behaviour management strategies</i></li> <li>○ <i>Classroom management practical tips</i></li> <li>○ <i>Cooperative learning</i></li> </ul>
	<ul style="list-style-type: none"> <li>▪ <b>DRAMA &amp; INTERACTIVE TEACHING TECHNIQUES</b></li> </ul>	<ul style="list-style-type: none"> <li>○ <i>Classroom teaching games</i></li> <li>○ <i>Classroom out-doors activities to support learning</i></li> <li>○ <i>Usage of drama and scripts to support learning</i></li> </ul>
	<ul style="list-style-type: none"> <li>▪ <b>USAGE OF TECHNOLOGY TO FACILITATE THE LEARNING ACQUISITION</b></li> </ul>	<ul style="list-style-type: none"> <li>○ <i>How to design the virtual learning environment and how to plan &amp; structure the virtual learning activities</i></li> <li>○ <i>How to use the global.me virtual learning platform</i></li> <li>○ <i>How to design &amp; incorporate relevant audio-visual teaching material to support the learning process</i></li> </ul>
	<ul style="list-style-type: none"> <li>▪ <b>TEACHING PROCESS</b></li> </ul>	<ul style="list-style-type: none"> <li>○ <i>Student learning styles &amp; learning needs</i></li> <li>○ <i>Teaching evaluation and feedback</i></li> </ul>
<b>PRACTICAL SKILLS</b>	<ul style="list-style-type: none"> <li>▪ <b>WORK SKILLS</b></li> </ul>	<ul style="list-style-type: none"> <li>○ <i>Team building &amp; team work</i></li> <li>○ <i>Time &amp; feedback management</i></li> <li>○ <i>Project management</i></li> </ul>

## Global.me 2010 – Supporting youth in the world of global education!

<b>PRACTICAL SKILLS</b>		<input type="radio"/> <i>Facilitating and coaching</i>
	▪ <b>PERSONAL SKILLS</b>	<input type="radio"/> <i>Organisation &amp; planning skills</i>
		<input type="radio"/> <i>Personality assessment &amp; career planning</i>
		<input type="radio"/> <i>Presentation skills</i>
		<input type="radio"/> <i>Personal evaluation &amp; goal setting</i>

### Training evaluation:

1) On a scale of 1 - 5 how would you rate the content of this presentation:



1 Poor



2 Fair



3 Good



4 Very Good



5 Excellent

2) Rate the relevance of the information to your work:



**Not relevant at all**



**Somehow relevant**



**Highly relevant**

3) Are you interested in any additional follow-up?



**No**



**I would like more information**

**Global.me 2010 – Supporting youth in the world of global education!**

**4) Taking into account the previous week’s trainings please define:**

Date of training	Monday Afternoon	Tuesday Morning	Tuesday Afternoon	Wednesday Morning	Wednesday Afternoon	Thursday Morning	Thursday Afternoon	Friday Morning
<b>Training</b>								
<b>Trainer’s name and contact details</b>								
<b>Type of information received during training</b>								
<b>Key learning points</b>								
<b>Type of materials received during the training</b>								
<b>Proposed useful methods that you could use in your future lessons:</b>								
<b>Proposed sources for gathering further information</b>								
<b>How can you use the content of the training for your future lessons (try to be exact accurate and explicit)</b>								
<b>Do you need further information after the training? Fill in this area with your research details or ideas</b>								

**5) Are there any areas(topics) where you would need to receive written information from the trainer or global.me ?**

**6 ) Personal suggestions & comments for the trainings.**